


RY0805ZZ-XXXXJN-93 Features:

- Wraparound w/ Isolated Center Pad Configuration
- Solder or Epoxy Attachment
- Customer Defined Testing Available
- Tape & Reel or Waffle Pack Available (Standard is bulk)
- 5% Resistor Tolerance

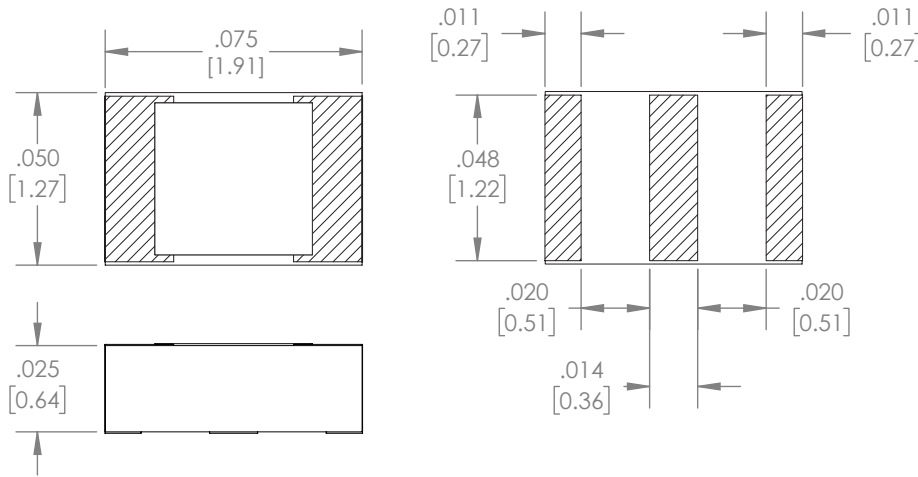


RY0805ZZ-XXXXJN-93 Parameters:

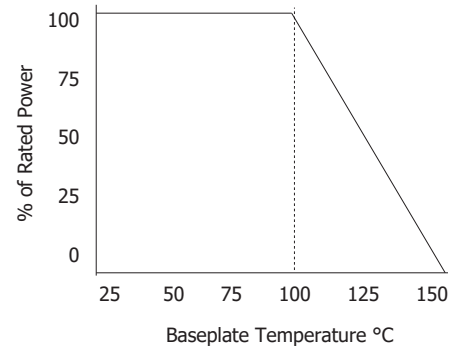
Resistance Range: 0.5Ω to 1MΩ
 Rated Power: 1W*
 Construction: Thick Film on Al₂O₃
 Operating Temperature: -55 to +150°C

* Rating based on ≤100°C constant baseplate temperature

RY0805ZZ-XXXXJN-93 Dimensions:



RY0805ZZ-XXXXJN-93 Power Derating Curve



Dimensions in inches [mm]
 Tolerance is ± 0.010 [0.254]
 unless otherwise stated

Ordering Information:

RY	0805	ZZ	- XXXX	J	N	-	93	UU
Prefix for Wraparound Resistor w/ Isolated Center Pad			Value Code Examples 10R0 - 10Ω 1002 - 10KΩ 1000 - 100Ω 1003 - 100KΩ 1001 - 1KΩ 1004 - 1MΩ	Tolerance J - 5%	Normal Inspection Contact factory for additional options		Substrate 93 - 0.025" Al ₂ O ₃	Packaging Blank - Bulk TR - Tape and Reel WP - Waffle Pack
Size 0805								

Terminal Metallization

CB -	Sn62 Tin Lead over Nickel over Silver
CT -	100% Matte Tin over Nickel over Silver
BA -	Palladium Silver

	RoHS	Magnetic	Solder	Epoxy	Wirebond
	No	Yes	Yes	No	No
	Yes	Yes	Yes	No	No
	Yes	No	No	Yes	No

Barry Industries reserves the right to change part number and/or process without notification.

RY0805ZZ-XXXXJN-93 Reliability Specifications:

Parameter:	Test Condition:	Results:
Short Time Overload	Apply 1.1x Rated Power for 5 Seconds.	≤ 5.0% Resistance Shift
Rated Load Life	Apply 1/2 Power Under 40°C ±2°C 90 Minutes on/ 30 Minutes off. Repeat for 100 hours	≤ 5.0% Resistance Shift
Moisture Resistance	MIL-PRF-55342 para 4.8.9 95% RH, 25°C - 65°C	≤ 5.0% Resistance Shift
Resistance to Soldering Heat	MIL-STD-202 Method 210 and MIL-PRF-55342 Para 4.8.8.1	≤ 5.0% Resistance Shift
Resistance to Bonding Exposure	MIL-PRF-55342 Para 4.8.8.2	≤ 5.0% Resistance Shift
Solderability	MIL-PRF-55342 Para 4.8.12	>95% Covered
High Temperature Storage	125°C ±2°C for 500 Hours	1.) ≤ 5.0% Resistance Shift 2.) No Significant Abnormality (Visual)
Thermal Shock	-65 to +125 30 Minutes Dwell, 5 Cycles	1.) ≤ 5.0% Resistance Shift 2.) No Significant Abnormality (Visual)

Barry Industries reserves the right to change part number and/or process without notification.

Barry Industries maintains an ISO9001 Certified Quality Management System.